



Safe and proper storage of non-flammable chemicals and toxic substances in working areas

Function / construction:

- **Robust construction and longevity:** robust, high-quality, scratch-resistant outer body with powder-coated textured surface
- **No unauthorised use:** doors lockable with cylinder locking (integrated in the turning handle)
- **Easy alignment:** adjusting aids to compensate for uneven floor

- **Ventilation:** natural ventilation due to ventilation openings at the cabinet bottom, ready for connection to a technical exhaust system

Available equipment:

- Bottom collecting sump – optionally in galvanised or painted version, liquid-tight
- Shelves with load capacity of 75 kg
- Perforated insert useable as storage area
- Pull-out shelves with removable plastic sump

**Cabinet for chemicals
CS-CLASSIC model CS.195.081**

body colour anthracite grey (RAL 7016), with wing doors in reseda green (RAL 6011), interior equipment with 3 x shelf, 1 x perforated insert, 1 x bottom collecting sump (sheet steel galvanised)

Order No. 30532-048-30542



Are you familiar with our FlameFlex and ChemFlex cabinets?

Safety storage cabinets and recirculating air filter system – all in one!
Avoid complex wall and ceiling openings and long exhaust air ducts.

Further information on these models from page 458



**Cabinet for chemicals
CS-CLASSIC-G model CS.195.081.WDFW**

body colour anthracite grey (RAL 7016), with glass-paneled wing doors in gentian blue (RAL 5010), interior equipment with 3 x shelf, 1 x bottom collecting sump (sheet steel galvanised)

Order No. 30533-047-30543



**Cabinet for chemicals
CS-CLASSIC-G model CS.195.081.WDFW**

body colour anthracite grey (RAL 7016), with glass-paneled wing doors in light grey (RAL 7035), interior equipment with 6 x pull-out shelf (sheet steel powder-coated/PP)

Order No. 30533-041-30550



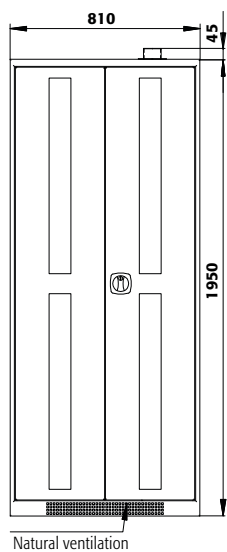
**Cabinet for chemicals
CS-CLASSIC model CS.195.081**

body colour anthracite grey (RAL 7016), with wing doors in light grey (RAL 7035), interior equipment with 3 x shelf, 1 x perforated insert, 1 x bottom collecting sump (sheet steel galvanised)

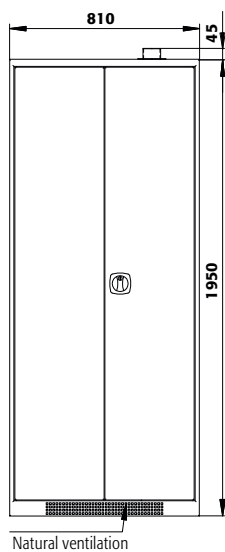
Order No. 30532-041-30542



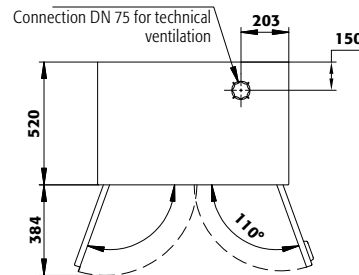
Front view



Side view



Top view



Technical data

External dimensions W x D x H
Internal dimensions W x D x H
Weight without interior equip.
Extraction air

All models

810 x 520 x 1950 mm
751 x 493 x 1835 mm
68 kg
75 DN

Technical data

Air change **10 times**
Diff. pressure (air change **10 times**)
Maximum load
Distributed load

All models

7 m³/h
1 Pa
600 kg
543 kg/m²

C-LINE

7 door colours are available **at no extra cost:**



Order example - how to order correctly



Model	Information / equipment	Order No.
CS.195.081	without interior equipment with wing doors	30532
CS.195.081.WDFW	without interior equipment with glass-paneled wing doors	30533

Body colour	Door colour	Order No.
Anthracite grey RAL 7016	warning yellow RAL 1004	040
Anthracite grey RAL 7016	light grey RAL 7035	041
Anthracite grey RAL 7016	traffic red RAL 3020	046
Anthracite grey RAL 7016	gentian blue RAL 5010	047
Anthracite grey RAL 7016	reseda green RAL 6011	048
Anthracite grey RAL 7016	asecos silver	049
Anthracite grey RAL 7016	pure white RAL 9010	050

Interior equipment packages (can only be ordered in combination with the cabinet)	Material	Order No.
3x shelf, 1x perforated insert, 1x bottom collecting sump (V=33.0L)	sheet steel galvanised	30542
3x shelf, 1x bottom collecting sump (V=33.0L)	sheet steel galvanised	30543
3x shelf, 1x perforated insert, 1x bottom collecting sump (V=33.0L)	sheet steel powder-coated RAL 7035, sheet steel galvanised	30544
3x shelf, 1x bottom collecting sump (V=33.0L)	sheet steel powder-coated RAL 7035, sheet steel galvanised	30545
3x shelf, 1x bottom collecting sump with grid (V=33.0L)	sheet steel galvanised, sheet steel galvanised and coated blue	30546
3x shelf, 1x bottom collecting sump with grid (V=33.0L)	sheet steel powder-coated RAL 7035, sheet steel galvanised and coated blue	30547
4x pull-out shelf (V=22.0L)	sheet steel powder-coated/PP RAL 7035	30548
5x pull-out shelf (V=22.0L)	sheet steel powder-coated/PP RAL 7035	30549
6x pull-out shelf (V=22.0L)	sheet steel powder-coated/PP RAL 7035	30550

Interior equipment	Material	W x D x H (mm)	1)	2)	3)	Order No.
Shelf	sheet steel powder-coated RAL 7035	748 x 492 x 30	60.00			30552
Shelf	sheet steel galvanised	748 x 492 x 30	60.00			30551
Perforated insert	sheet steel galvanised	731 x 412 x 41	60.00			30553
Bottom collecting sump	sheet steel galvanised	736 x 415 x 112*		33.00	30.00	30554
Bottom collecting sump with grid	sheet steel galvanised and coated blue	739 x 411 x 129*		33.00	30.00	30555
Pull-out shelf with PP-sump	sheet steel powder-coated/PP RAL 7035	644 x 416 x 102*	30.00	22.00	20.00	30556
Box for chemicals	PP blue	410 x 300 x 260				30038

Accessories	Order No.
Extraction unit without exhaust air monitoring	14218

* usable storage space W x D (mm)

1) load capacity [kg], 2) retention capacity [ltr], 3) maximum container volume in the cabinet [ltr]