



**Safe and proper storage of non-flammable chemicals and toxic substances in working areas**

**Function / construction:**

- **Robust construction and longevity:** robust, high-quality, scratch-resistant outer body with powder-coated textured surface
- **No unauthorised use:** door lockable with cylinder locking (integrated in the turning handle)
- **Easy alignment:** adjusting aids to compensate for uneven floor
- **Ventilation:** natural ventilation due to ventilation openings at the cabinet bottom, ready for connection to a technical exhaust system

**Available equipment:**

- Bottom collecting sump – optionally in galvanised or painted version, liquid-tight
- Shelves – optionally in galvanised or powder-coated version, height adjustable
- Perforated insert useable as storage area
- Pull-out shelves with removable plastic sump

**Cabinet for chemicals**

**CS-CLASSIC model CS.195.054**

body colour anthracite grey (RAL 7016), with wing door in light grey (RAL 7035), interior equipment with 3 x shelf, 1 x perforated insert, 1 x bottom collecting sump (sheet steel galvanised)

Order No. 30561-041-30573



**Cabinet for chemicals**

**CS-CLASSIC-G model CS.195.054.WDFW**

body colour anthracite grey (RAL 7016), with glass-paneled wing door in reseda green (RAL 6011), interior equipment with 3 x shelf, 1 x perforated insert, 1 x bottom collecting sump (sheet steel galvanised)

Order No. 30563-048-30575



**Cabinet for chemicals**

**CS-CLASSIC-G model CS.195.054.WDFW**

body colour anthracite grey (RAL 7016), with glass-paneled wing door in warning yellow (RAL 1004), interior equipment with 4 x pull-out shelf (sheet steel powder-coated/PP)

Order No. 30563-040-30579



**Cabinet for chemicals**

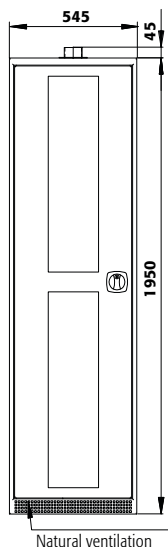
**CS-CLASSIC model CS.195.054**

body colour anthracite grey (RAL 7016), with wing door in gentian blue (RAL 5010), interior equipment with 3 x shelf, 1 x perforated insert, 1 x bottom collecting sump (sheet steel galvanised)

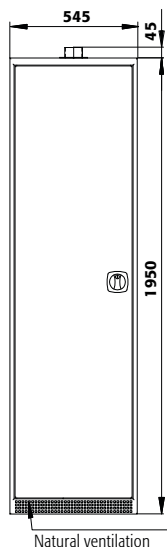
Order No. 30561-047-30573



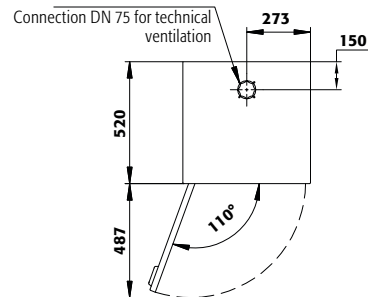
Front view



Side view



Top view



**Technical data**

External dimensions W x D x H  
Internal dimensions W x D x H  
Weight without interior equip.  
Extraction air

**All models**

545 x 520 x 1950 mm  
486 x 493 x 1835 mm  
51 kg  
75 DN

**Technical data**

Air change **10 times**  
Diff. pressure (air change **10 times**)  
Maximum load  
Distributed load

**All models**

4 m<sup>3</sup>/h  
1 Pa  
600 kg  
786 kg/m<sup>2</sup>

7 door colours are available **at no extra cost**:



**Order example - how to order correctly**



Model	Information / equipment	Order No.
CS.195.054	without interior equipment with wing door, left hinged	30561
CS.195.054.R	without interior equipment with wing door, right hinged	30562
CS.195.054.WDFW	without interior equipment with glass-paneled wing door, left hinged	30563
CS.195.054.WDFWR	without interior equipment with glass-paneled wing door, right hinged	30564

Body colour	Door colour	Order No.
Anthracite grey RAL 7016	warning yellow RAL 1004	040
Anthracite grey RAL 7016	light grey RAL 7035	041
Anthracite grey RAL 7016	traffic red RAL 3020	046
Anthracite grey RAL 7016	gentian blue RAL 5010	047
Anthracite grey RAL 7016	reseda green RAL 6011	048
Anthracite grey RAL 7016	asecos silver	049
Anthracite grey RAL 7016	pure white RAL 9010	050

Interior equipment packages (can only be ordered in combination with the cabinet)	Material	Order No.
3x shelf, 1x perforated insert, 1x bottom collecting sump (V=22.0L)	sheet steel galvanised	30573
3x shelf, 1x bottom collecting sump (V=22.0L)	sheet steel galvanised	30574
3x shelf, 1x perforated insert, 1x bottom collecting sump (V=22.0L)	sheet steel powder-coated RAL 7035, sheet steel galvanised	30575
3x shelf, 1x bottom collecting sump (V=22.0L)	sheet steel powder-coated RAL 7035, sheet steel galvanised	30576
3x shelf, 1x bottom collecting sump with grid (V=22.0L)	sheet steel powder-coated RAL 7035, sheet steel galvanised and coated blue	30578
4x pull-out shelf (V=11.0L)	sheet steel powder-coated/PP RAL 7035	30579
5x pull-out shelf (V=11.0L)	sheet steel powder-coated/PP RAL 7035	30580
6x pull-out shelf (V=11.0L)	sheet steel powder-coated/PP RAL 7035	30581

Interior equipment	Material	W x D x H (mm)	1)	2)	3)	Order No.
Shelf	sheet steel galvanised	484 x 491 x 30	50.00			30582
Shelf	sheet steel powder-coated RAL 7035	484 x 491 x 30	50.00			30583
Perforated insert	sheet steel galvanised	464 x 408 x 41	50.00			30584
Bottom collecting sump	sheet steel galvanised	469 x 412 x 118*		22.00	20.00	30585
Bottom collecting sump with grid	sheet steel galvanised and coated blue	466 x 406 x 136*		22.00	20.00	30586
Pull-out shelf with PP-sump	sheet steel powder-coated/PP RAL 7035	370 x 417 x 89*	30.00	11.00	10.00	30587
Box for chemicals	PP blue	410 x 300 x 260				30038

Accessories	Order No.
Extraction unit without exhaust air monitoring	14218

\* usable storage space W x D (mm)  
1) load capacity [kg], 2) retention capacity [ltr], 3) maximum container volume in the cabinet [ltr]

C-LINE